

SMCWPPP Construction Workshop

Best Management Practices

INLET PROTECTION
SLOPE PROTECTION
SLOPE INTERRUPTION

David Franklin



INLET PROTECTION

- ▶ Filtering vs. settling
- ▶ Fabric vs. media
- ▶ Surface vs. subsurface
- ▶ Capacity vs. flowrate
- ▶ Success rate for installation, maintenance and disposal
- ▶ **WE** WANT TO BECOME MORE COMFORTABLE WITH OUR KNOWLGE OF PRODUCTS AND MATERIALS AND INSPECTION SKILLS



INLET PROTECTION

- ▶ Filtering vs. settling
- ▶ Fabric vs. media
- ▶ Surface vs. subsurface
- ▶ Capacity vs. flowrate
- ▶ Success rate for installation, maintenance and disposal





- ▶ Filtering vs. settling
- ▶ Fabric vs. media
- ▶ Surface vs. subsurface
- ▶ Capacity vs. flowrate
- ▶ Success rate for installation, maintenance and disposal

INLET PROTECTION



- ▶ Filtering vs. settling
- ▶ Fabric vs. media
- ▶ Surface vs. subsurface
- ▶ Capacity vs. flowrate
- ▶ Success rate for installation, maintenance and disposal

INLET PROTECTION

- ▶ Filtering vs. settling
- ▶ Fabric vs. media
- ▶ Surface vs. subsurface
- ▶ Capacity vs. flowrate
- ▶ Success rate for installation, maintenance and disposal



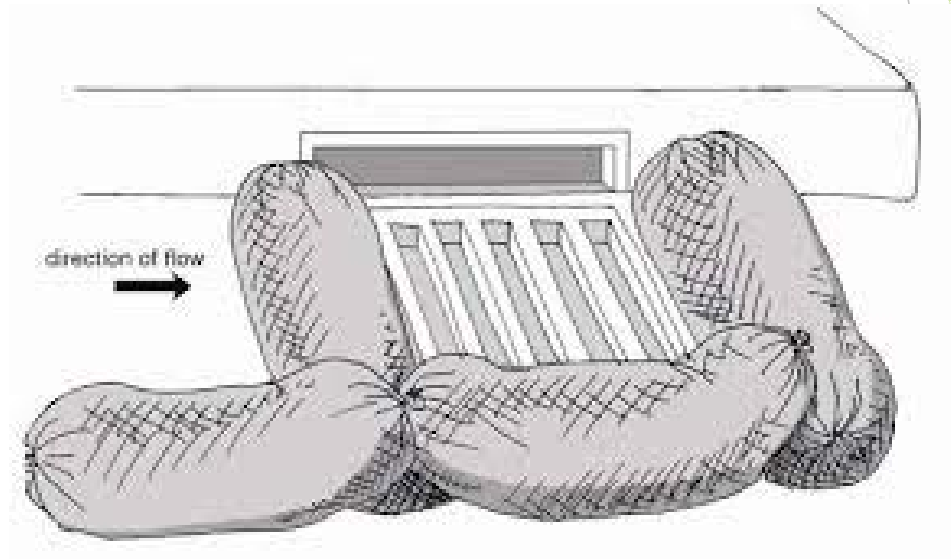
INLET PROTECTION

- ▶ Filtering vs. settling
- ▶ Fabric vs. media
- ▶ Surface vs. subsurface
- ▶ Capacity vs. flowrate
- ▶ Success rate for installation, maintenance and disposal



INLET PROTECTION

- ▶ Filtering vs. settling
- ▶ Fabric vs. media
- ▶ Surface vs. subsurface
- ▶ Capacity vs. flowrate
- ▶ Success rate for installation, maintenance and disposal



INLET PROTECTION



- ▶ Filtering vs. settling
- ▶ Fabric vs. media
- ▶ Surface vs. subsurface
- ▶ Capacity vs. flowrate



- ▶ Success rate for installation, maintenance and disposal

INLET PROTECTION

- ▶ Filtering vs. settling
- ▶ Fabric vs. media
- ▶ Surface vs. subsurface
- ▶ Capacity vs. flowrate
- ▶ Success rate for installation, maintenance and disposal



INLET PROTECTION

- ▶ Filtering vs. settling
- ▶ Fabric vs. media
- ▶ Surface vs. subsurface
- ▶ Capacity vs. flowrate
- ▶ Success rate for installation, maintenance and disposal



INLET PROTECTION

- ▶ Filtering vs. settling
- ▶ Fabric vs. media
- ▶ Surface vs. subsurface
- ▶ Capacity vs. flowrate
- ▶ Success rate for installation, maintenance and disposal



INLET PROTECTION

- ▶ Filtering vs. settling
- ▶ Fabric vs. media
- ▶ Surface vs. subsurface
- ▶ Capacity vs. flowrate
- ▶ Success rate for installation, maintenance and disposal



INLET PROTECTION

- ▶ Filtering vs. settling
- ▶ Fabric vs. media
- ▶ Surface vs. subsurface
- ▶ Capacity vs. flowrate
- ▶ Success rate for installation, maintenance and disposal



INLET PROTECTION

- ▶ Filtering vs. settling
- ▶ Fabric vs. media
- ▶ Surface vs. subsurface
- ▶ Capacity vs. flowrate
- ▶ Success rate for installation, maintenance and disposal



INLET PROTECTION-COMPOST APPLICATIONS

- ▶ Filtering vs. settling
- ▶ Fabric vs. media
- ▶ Surface vs. subsurface
- ▶ Capacity vs. flowrate
- ▶ Success rate for installation, maintenance and disposal

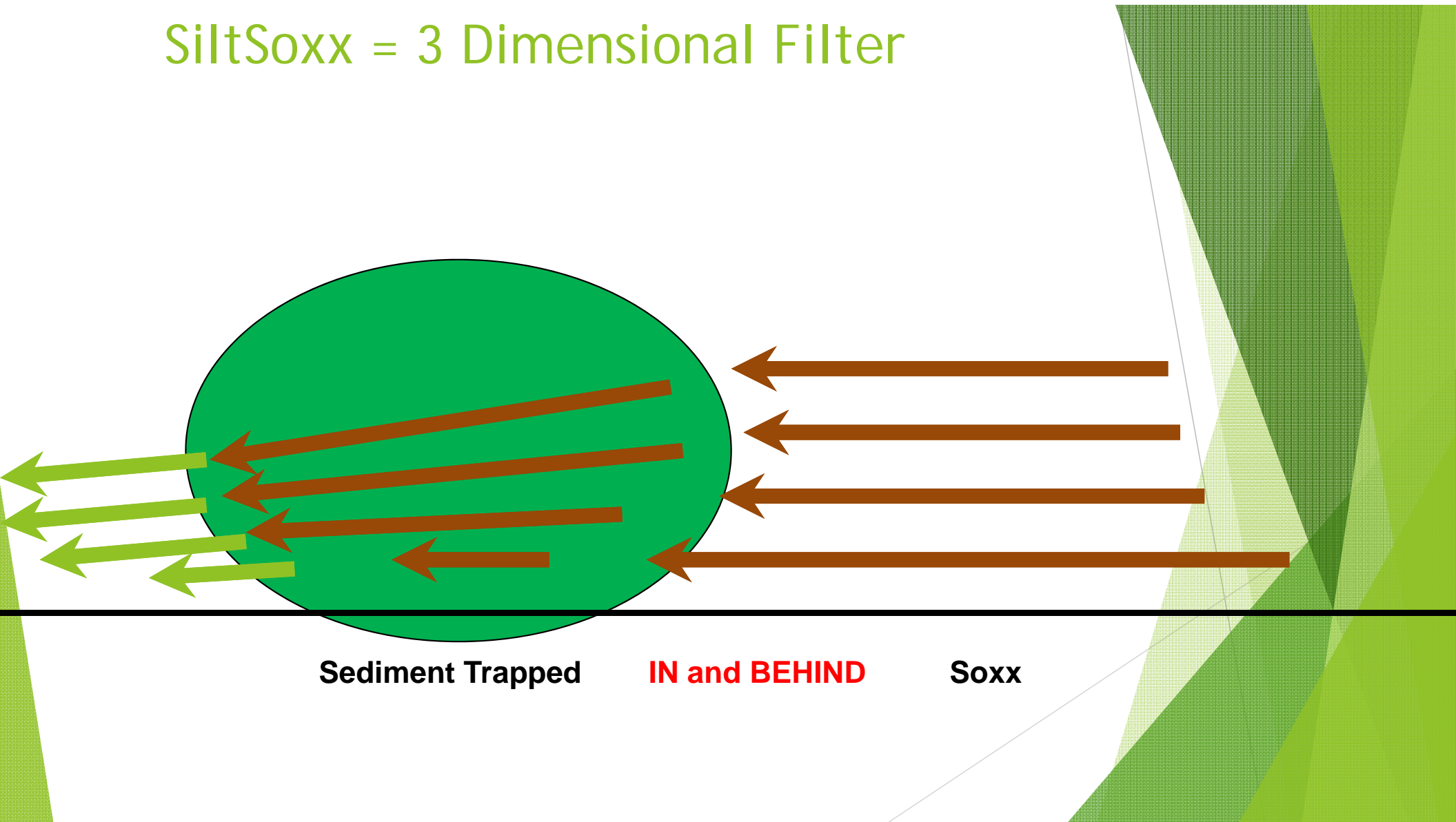


INLET PROTECTION-COMPOST APPLICATIONS

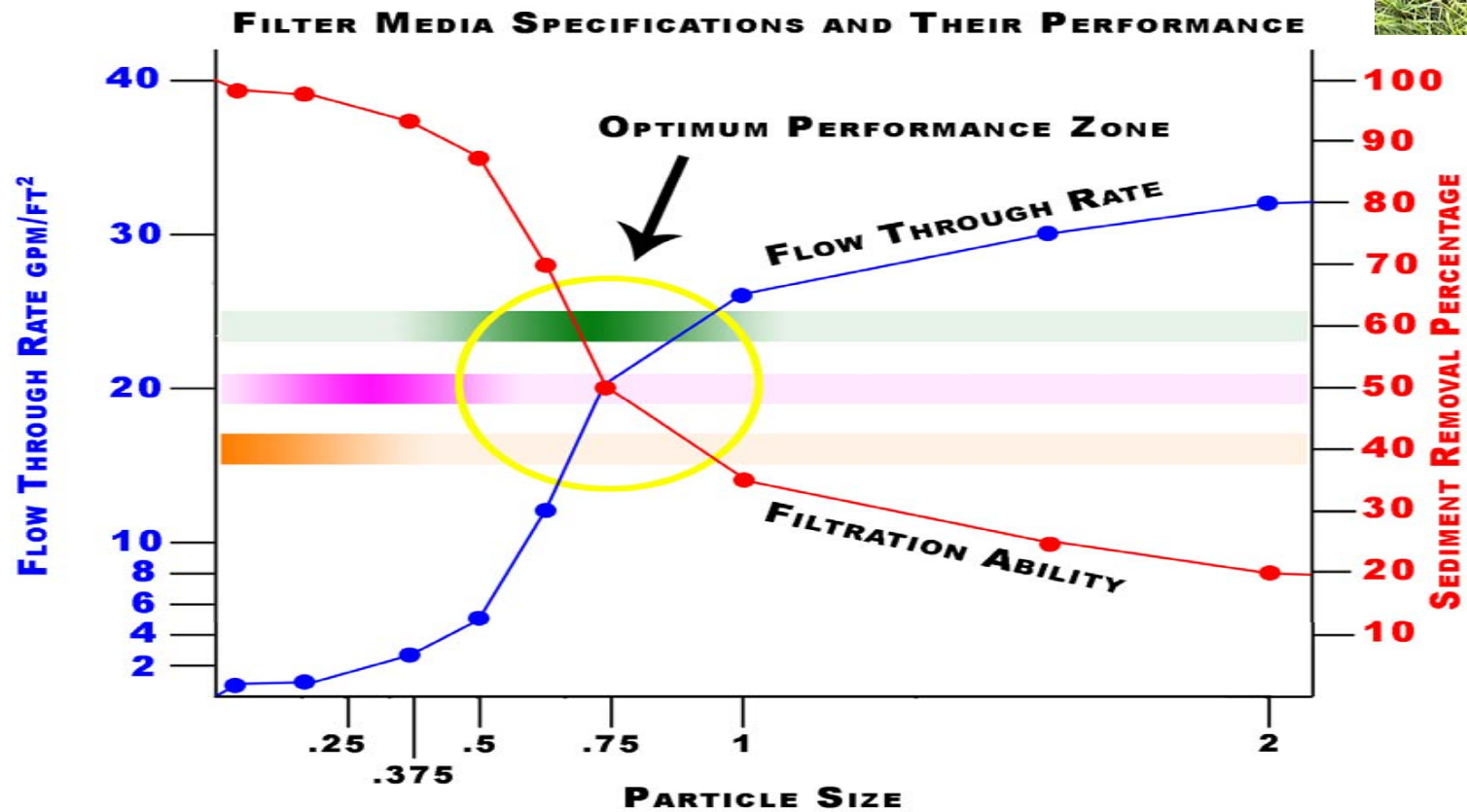
- ▶ Filtering vs. settling
- ▶ Fabric vs. media
- ▶ Surface vs. subsurface
- ▶ Capacity vs. flowrate
- ▶ Success rate for installation, maintenance and disposal



SiltSoxx = 3 Dimensional Filter



Particle Size Specifications



Compost Sock Biofiltration

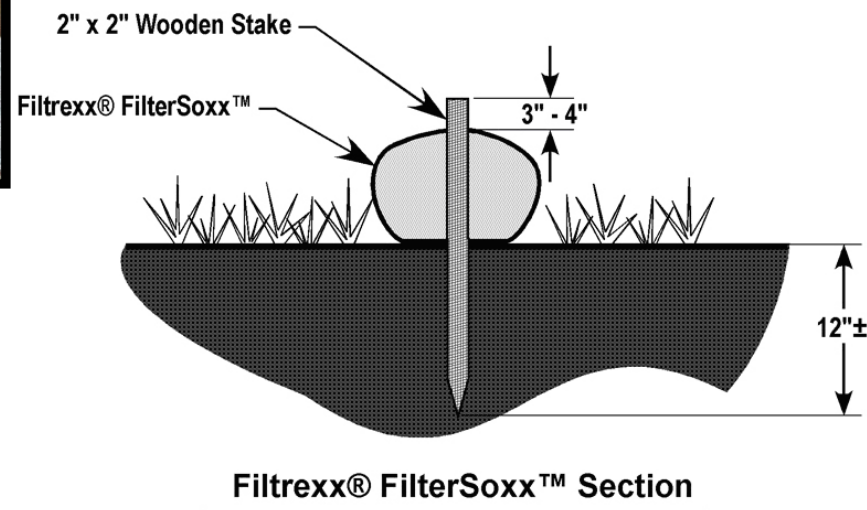
- ▶ Physical
 - ▶ Traps sediment in matrix of varying pore spaces and sizes
- ▶ Chemical
 - ▶ Binds and adsorbs pollutants in storm runoff
- ▶ Biological
 - ▶ Degrades various compounds with bacteria and fungi



INLET PROTECTION-COMPOST APPLICATIONS



- Filtering vs. settling
- Fabric vs. media
- Surface vs. subsurface
- Capacity vs. flowrate
- Success rate for installation, maintenance and disposal



INLET PROTECTION-COMPOST APPLICATIONS

- ▶ Filtering vs. settling
- ▶ Fabric vs. media
- ▶ Surface vs. subsurface
- ▶ Capacity vs. flowrate
- ▶ Success rate for installation, maintenance and disposal






INLET PROTECTION-COMPOST APPLICATIONS



- ▶ Filtering vs. settling
- ▶ Fabric vs. media
- ▶ Surface vs. subsurface
- ▶ Capacity vs. flowrate
- ▶ Success rate for installation, maintenance and disposal



SLOPE PROTECTION-BFM and RECPs



- ▶ Surface preparation
- ▶ Area and duration of need
- ▶ Method of application
- ▶ Runoff vs. vegetation
- ▶ Success rate for installation, maintenance and disposal

SLOPE PROTECTION-BFM and RECPs

- ▶ Surface preparation
- ▶ Area and duration of need
- ▶ Method of application
- ▶ Runoff vs. vegetation
- ▶ Success rate for installation, maintenance and disposal



SLOPE PROTECTION-BFM and RECPs

- ▶ Surface preparation
- ▶ Area and duration of need
- ▶ Method of application
- ▶ Runoff vs. vegetation
- ▶ Success rate for installation, maintenance and disposal



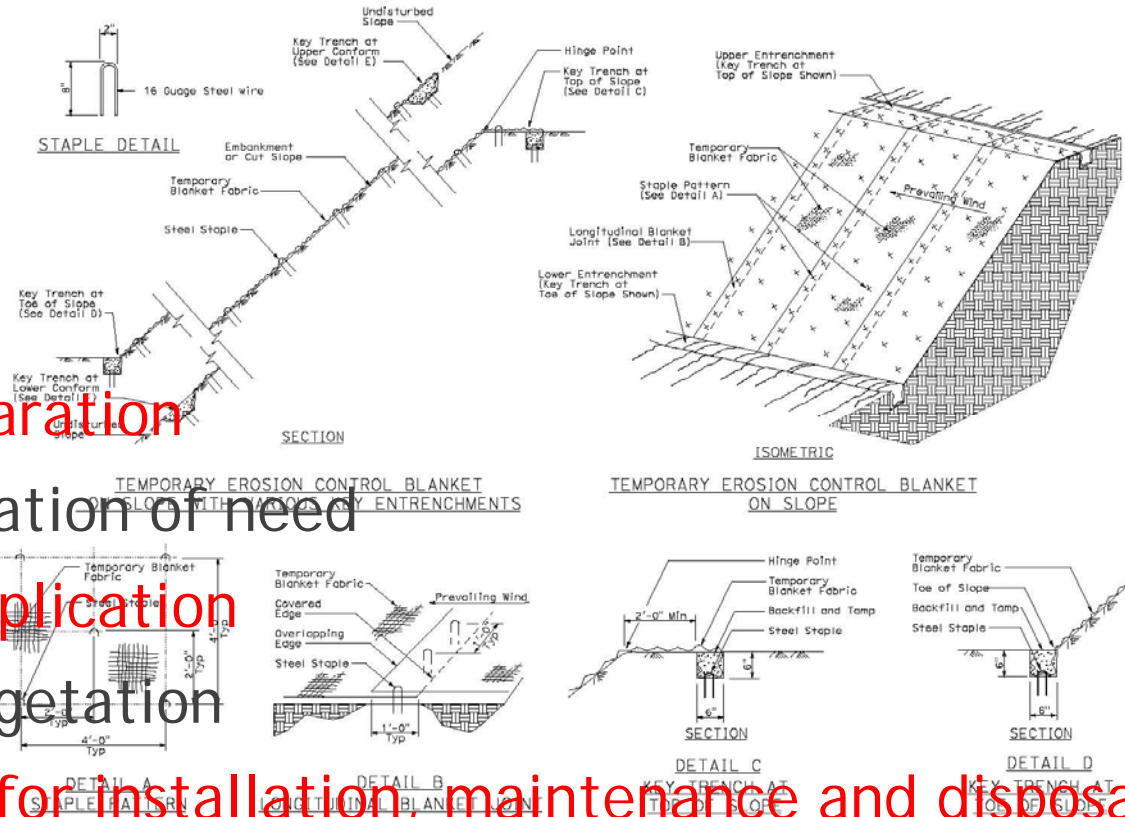
SLOPE PROTECTION-BFM and RECPs



- ▶ Surface preparation
- ▶ Area and duration of need
- ▶ Method of application
- ▶ Runoff vs. vegetation
- ▶ Success rate for installation, maintenance and disposal

SLOPE PROTECTION-BFM and RECPs

- Surface preparation
- Area and duration of need
- Method of application
- Runoff vs. vegetation
- Success rate for installation, maintenance and disposal



SLOPE PROTECTION-BFM and RECPs

- ▶ Surface preparation
- ▶ Area and duration of need
- ▶ Method of application
- ▶ Runoff vs. vegetation
- ▶ Success rate for installation, maintenance and disposal



SLOPE PROTECTION-BFM and RECPs



- ▶ Surface preparation
- ▶ Area and duration of need
- ▶ Method of application
- ▶ Runoff vs. vegetation
- ▶ Success rate for installation, maintenance and disposal

SLOPE PROTECTION-BFM and RECPs



- ▶ Surface preparation
- ▶ Area and duration of need
- ▶ Method of application
- ▶ Runoff vs. vegetation
- ▶ Success rate for installation, maintenance and disposal

SLOPE PROTECTION-BFM and RECPs

- ▶ Surface preparation
- ▶ Area and duration of need
- ▶ Method of application
- ▶ Runoff vs. vegetation
- ▶ Success rate for installation, maintenance and disposal



SLOPE PROTECTION-BFM and RECPs



- ▶ Surface preparation
- ▶ Area and duration of need
- ▶ Method of application
- ▶ Runoff vs. vegetation
- ▶ Success rate for installation, maintenance and disposal



SLOPE PROTECTION-BFM and RECPs

- ▶ Surface preparation
- ▶ Area and duration of need
- ▶ Method of application
- ▶ Runoff vs. vegetation
- ▶ Success rate for installation, maintenance and disposal



SLOPE PROTECTION-COMPOST APPLICATIONS



- ▶ Surface preparation
- ▶ Area and duration of need
- ▶ Method of application
- ▶ Runoff vs. vegetation
- ▶ Success rate for installation, maintenance and disposal

SLOPE PROTECTION-COMPOST APPLICATIONS



- ▶ Surface preparation
- ▶ Area and duration of need
- ▶ Method of application
- ▶ Runoff vs. vegetation
- ▶ Success rate for installation, maintenance and disposal

SLOPE PROTECTION-COMPOST APPLICATIONS

- ▶ Surface preparation
- ▶ Area and duration of need
- ▶ Method of application
- ▶ Runoff vs. vegetation
- ▶ Success rate for installation, maintenance and disposal



SLOPE PROTECTION-COMPOST APPLICATIONS



- ▶ Surface preparation
- ▶ Area and duration of need
- ▶ Method of application
- ▶ Runoff vs. vegetation
- ▶ Success rate for installation, maintenance and disposal

SLOPE PROTECTION-COMPOST APPLICATIONS

- ▶ Surface preparation
- ▶ Area and duration of need
- ▶ Method of application
- ▶ Runoff vs. vegetation
- ▶ Success rate for installation, maintenance and disposal



SLOPE INTERRUPTION



- ▶ Sediment vs. runoff
- ▶ Location and spacing
- ▶ Height relates to return
- ▶ Capacity vs. flowrate
- ▶ Success rate for installation, maintenance and disposal

SLOPE INTERRUPTION

- ▶ Sediment vs. runoff
- ▶ Location and spacing
- ▶ Height relates to return
- ▶ Capacity vs. flowrate
- ▶ Success rate for installation, maintenance and disposal



SLOPE INTERRUPTION

- ▶ Sediment vs. runoff
- ▶ Location and spacing
- ▶ Height relates to return
- ▶ Capacity vs. flowrate
- ▶ Success rate for installation, maintenance and disposal



SLOPE INTERRUPTION

- ▶ Sediment vs. runoff
- ▶ Location and spacing
- ▶ Height relates to return
- ▶ Capacity vs. flowrate
- ▶ Success rate for installation, maintenance and disposal



SLOPE INTERRUPTION

Slope Percentage	Sheet flow length not to exceed
0-25%	20 feet
25-50%	15 feet
Over 50%	10 feet

- ▶ Sediment vs. runoff
- ▶ Location and spacing
- ▶ Height relates to return
- ▶ Capacity vs. flowrate
- ▶ Success rate for installation, maintenance and disposal



SLOPE INTERRUPTION



- ▶ Sediment vs. runoff
- ▶ Location and spacing
- ▶ Height relates to return
- ▶ Capacity vs. flowrate
- ▶ Success rate for installation, maintenance and disposal



SLOPE INTERRUPTION



- ▶ Sediment vs. runoff
- ▶ Location and spacing
- ▶ Height relates to return
- ▶ Capacity vs. flowrate
- ▶ Success rate for installation, maintenance and disposal



SLOPE INTERRUPTION-COMPOST APPLICATIONS

- ▶ Sediment vs. runoff
- ▶ Location and spacing
- ▶ Height relates to return
- ▶ Capacity vs. flowrate
- ▶ Success rate for installation, maintenance and disposal



SLOPE INTERRUPTION-COMPOST APPLICATIONS

- ▶ Sediment vs. runoff
- ▶ Location and spacing
- ▶ Height relates to return
- ▶ Capacity vs. flowrate
- ▶ Success rate for installation, maintenance and disposal



SLOPE INTERRUPTION-COMPOST APPLICATIONS

- ▶ Sediment vs. runoff
- ▶ Location and spacing
- ▶ Height relates to return
- ▶ Capacity vs. flowrate
- ▶ Success rate for installation, maintenance and disposal



SLOPE INTERRUPTION-COMPOST APPLICATIONS



- ▶ Sediment vs. runoff
- ▶ Location and spacing
- ▶ Height relates to return
- ▶ Capacity vs. flowrate
- ▶ Success rate for installation, maintenance and disposal

Diam.	8 in	12 in	18 in
Flow	7.5 gpm/ft	11.3 gpm/ft	15 gpm/ft

SLOPE INTERRUPTION-COMPOST APPLICATIONS



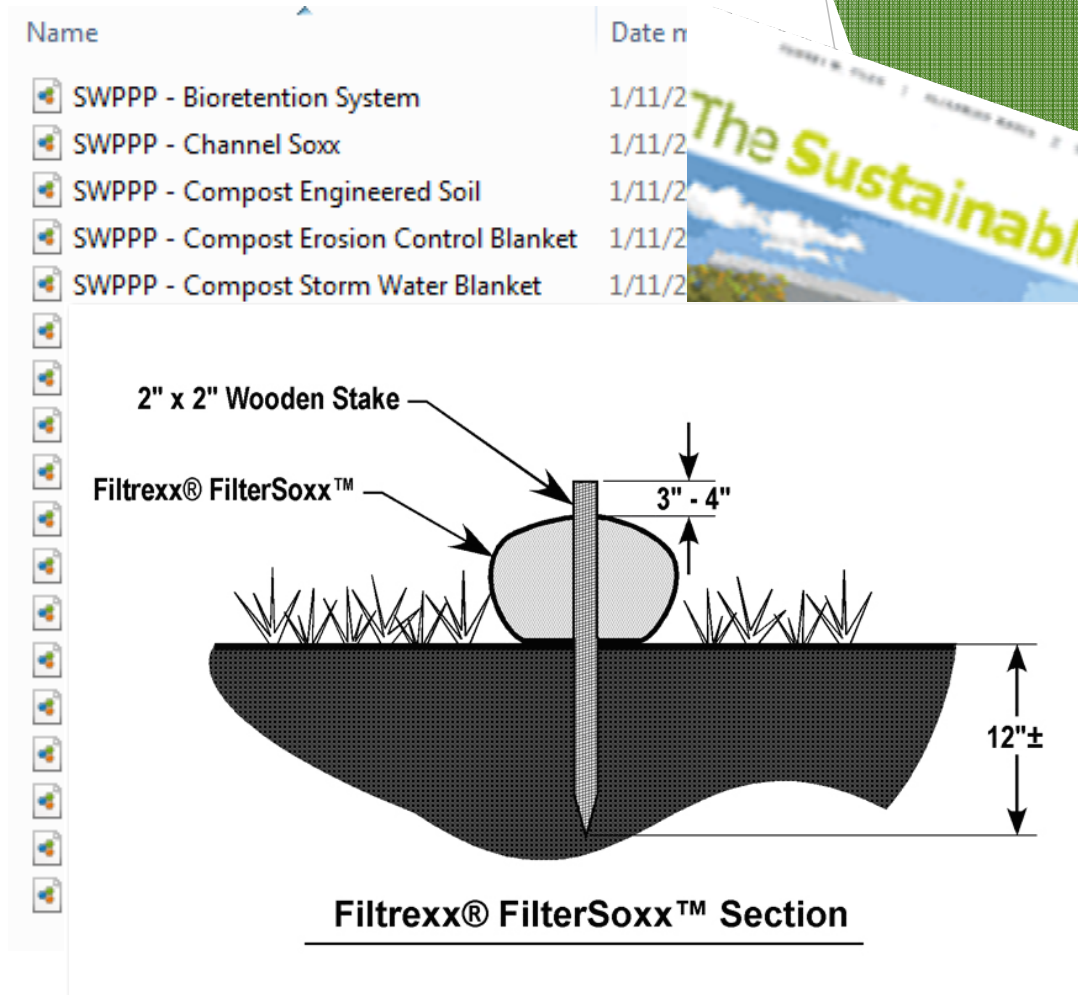
SLOPE INTERRUPTION-COMPOST APPLICATIONS

- ▶ Sediment vs. runoff
- ▶ Location and spacing
- ▶ Height relates to return
- ▶ Capacity vs. flowrate
- ▶ Success rate for installation, maintenance and disposal




Resources

- ▶ The Sustainable Site
- ▶ SWPPP Cut Sheets
- ▶ CAD Drawings
- ▶ Staff
 - ▶ Call
 - ▶ Email
 - ▶ Site Visits





Industrial Applications



A compost filter sock...with natural adsorbents

EnviroSoxx...is a mesh tube filled with ground up composted hardwood and adsorbents. It's an all natural media that filters polluted water.









David Franklin

415-301-1848

david.franklin@filtrex.com

